



The Puerto Rico Chamber of Commerce,  
Medicaid and Medicare Advantage Products Association and El Nuevo Día present...

PUERTO RICO  
**Health & Insurance**  
CONFERENCE 2015  
**The 2015 Economy of Healthcare in Puerto Rico:  
Defining Inverted Risks and Opportunities**

***Hard Questions for Puerto Rico Health Care***

David Lenihan  
President / CEO  
Ponce Health Sciences University

	<b>Slide Name</b>	<b>Slide No</b>
1	Questions for Puerto Rico	3
2	Ponce Health Sciences University	5
3	Programs and Residency Placement	6-8
4	Resident Salaries	9-10
5	AAMC Data	11-19
6	Results & Observations	20-21
7	Questions for Puerto Rico	22
8	Thank You	23

Questions for Puerto Rico

**“The only person who is educated is the one who has learned how to learn and change.”**

By Carl Rodgers

- What does Puerto Rico want as a country with respect to health care and medical education?
  - Increased physician numbers?
  - More slots for medical student?
  - An increase in the number of medical graduates from Puerto Rico medical schools to stay in Puerto Rico?
  - Increased stipend for resident physicians?
  - More money paid to active physicians?
  - Increased medical tourism?
  - A premier teaching hospital with clinical research?
- - Less (or more) US medical students in Puerto Rico?
  - Less (or more) IMG's to practice in Puerto Rico ?
- Who is going to pay for this?
- What do the numbers really say about all of this?

**No IVA on health care or education!**



Ponce Health Sciences University

## Ponce Health Sciences University

### Student Number by Program (Total of 755 students):

MD – 286

Masters in Biological Sciences - 17

Ph.D. in Medicine - 10

Psy.D. (Clinical Psychology) – 168

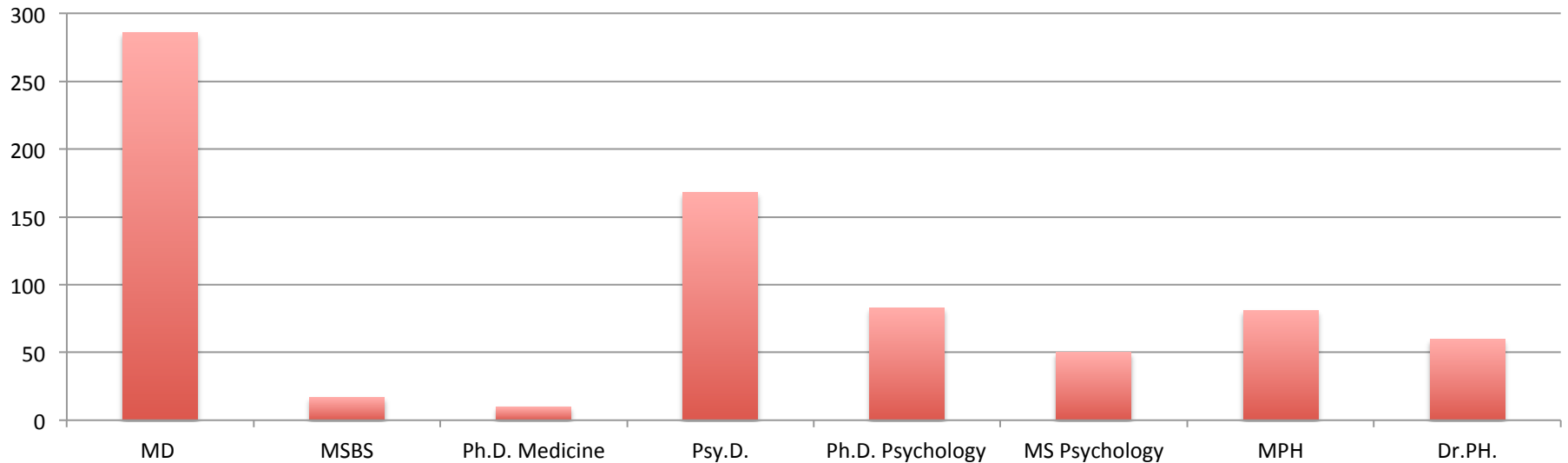
Ph.D. (Clinical Psychology) – 83

MS (Clinical Psychology) – 50\* (expected in 2015)

MPH – 81

Dr. Public Health– 60

### Student Numbers by Division



### Ponce Health Sciences University – School of Medicine Residency Placement

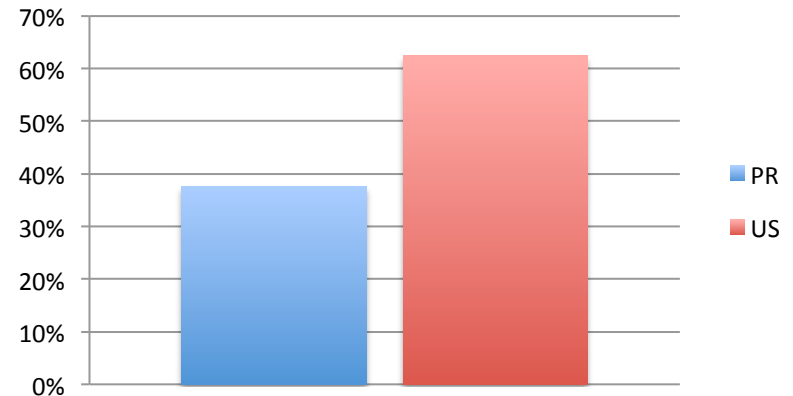
Over the last 10 years, 62% of graduates went to the US for their residency. 38% remained in Puerto Rico.

There has been a trend for recent graduates to remain in Puerto Rico after graduation.

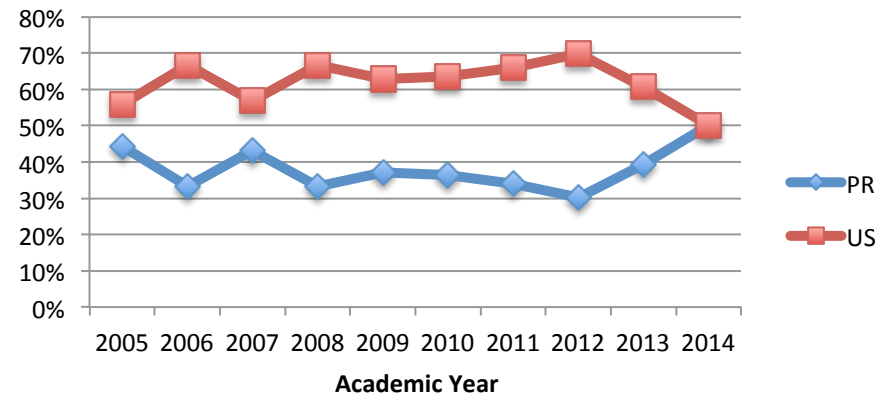
This may be a result of low USMLE scores by Ponce students over the last three years when compared with the 7 years prior.

It could also be a result of the last four year static salary for residents from the Puerto Rico Department of Health.

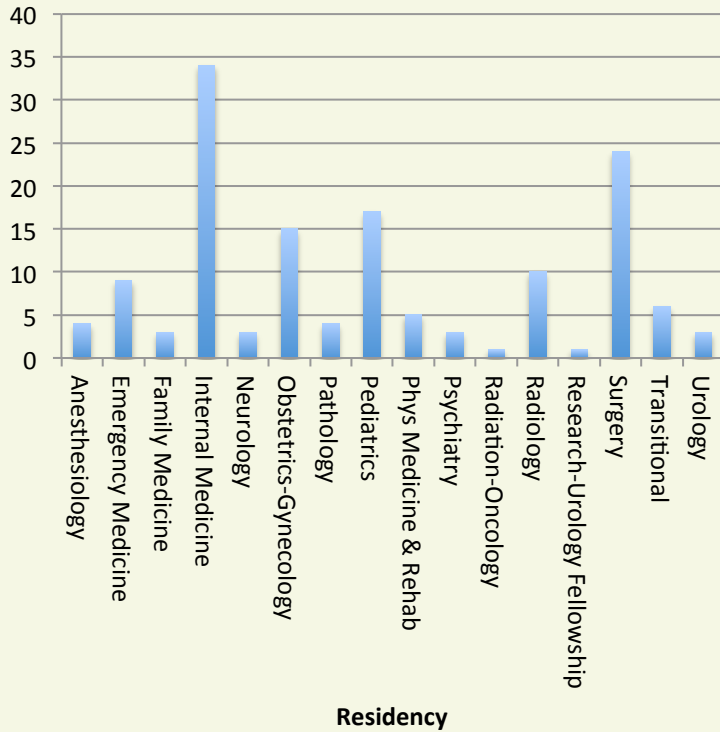
### 10 Year Average of Residency Placement



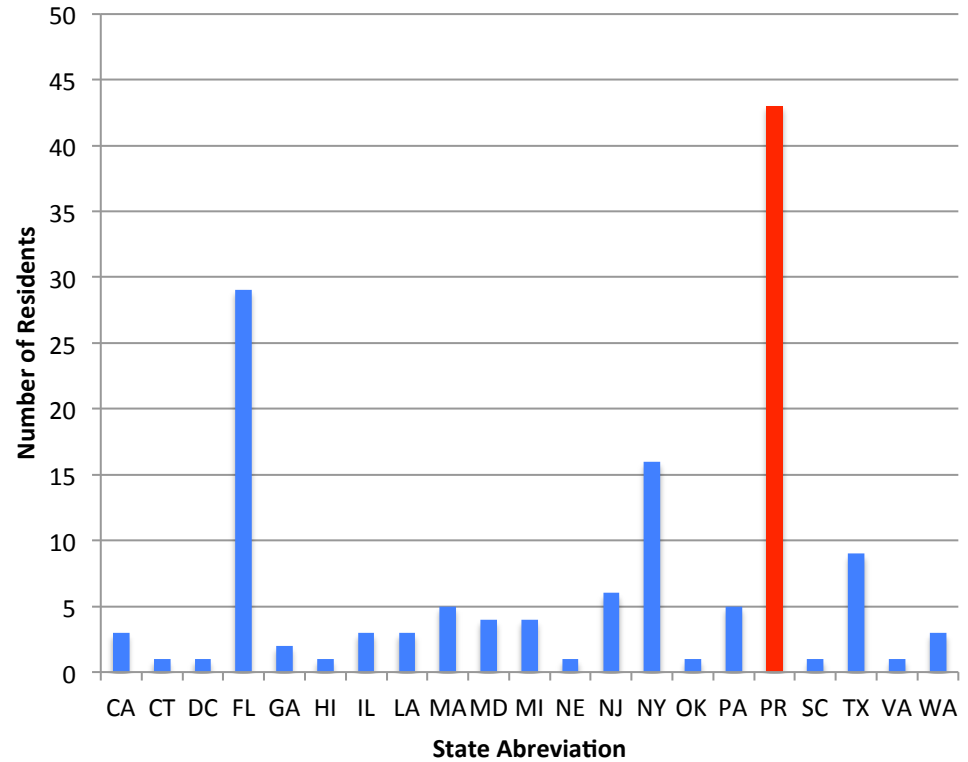
### Ponce Medical School - Residency Placement



### Residency Placement



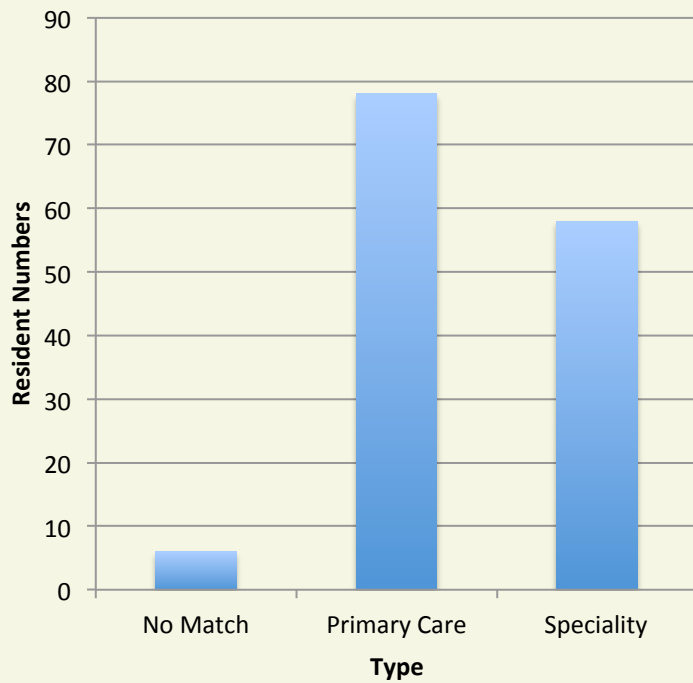
### Graduate Placement by State



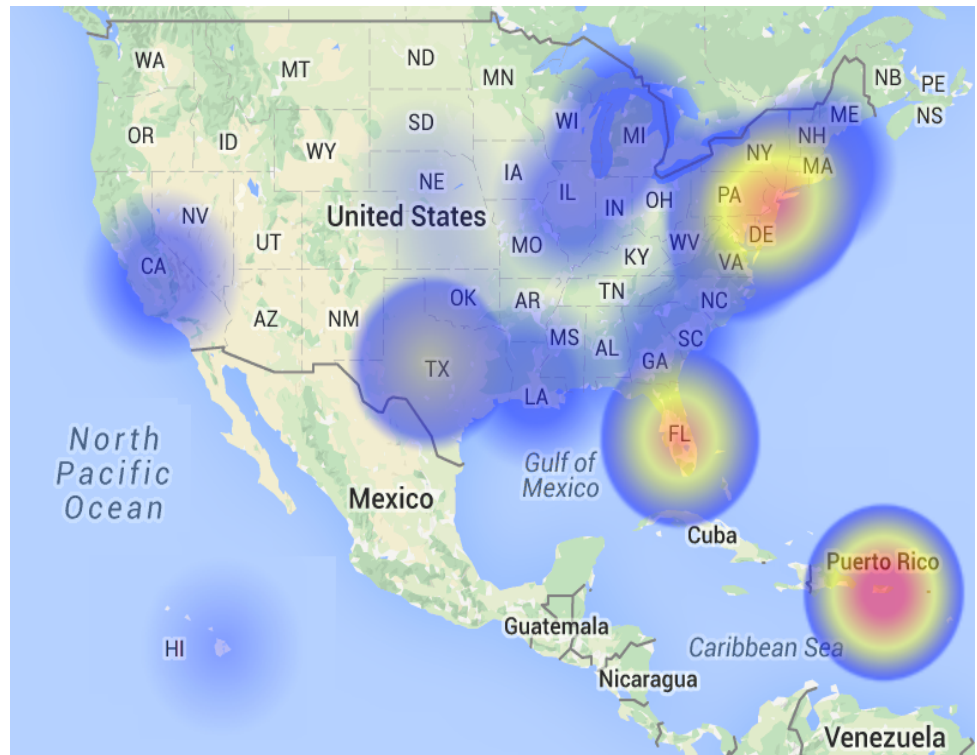


### 2012 - 2014 Ponce Health Sciences University

School of Medicine Residency Match Numbers



### Ponce Health Sciences University Resident Sphere of Influence

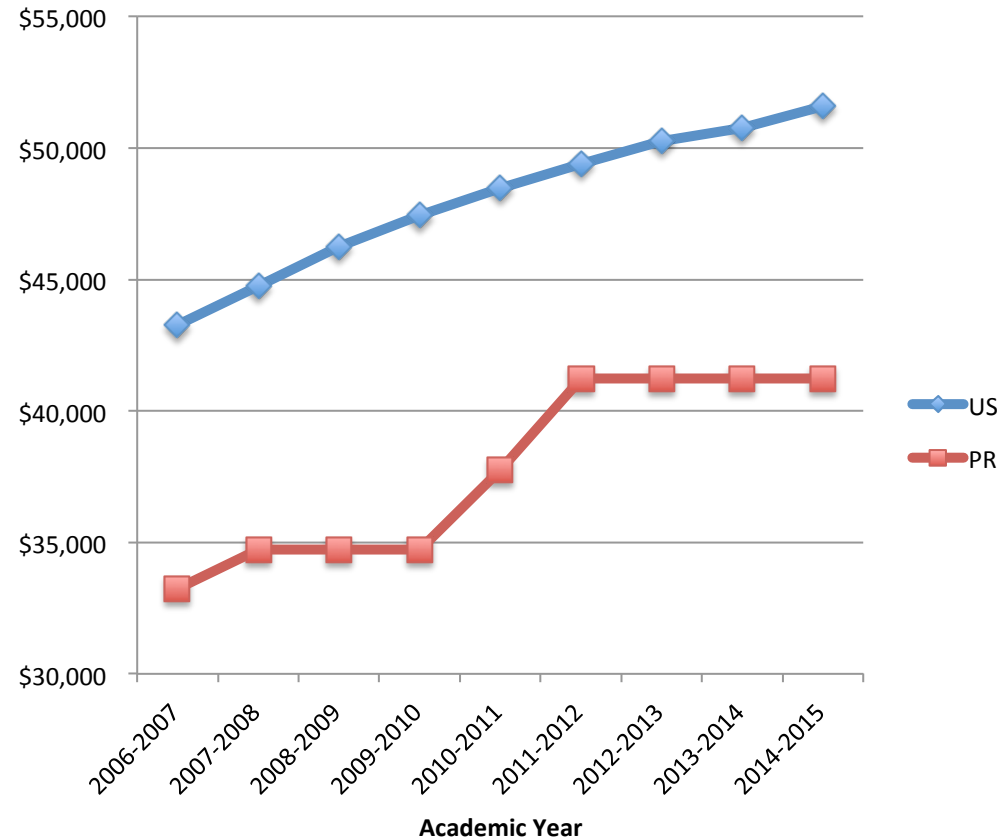


## Resident Salaries

### Resident Salaries

- Puerto Rico is included in the South classification but not included in the calculation of averages for that region.
- In the US the average first year stipend is \$51,586.
- In the South the first year resident / fellow stipend is \$49,475.
- In Puerto Rico the average first year stipend is \$33,000 per annum. The resident in PR does not pay taxes. At a 20% effective tax rate the adjusted salary to compare in 2014/5 is \$41,250.
- Difference of \$10,336 or \$51,680 over a five year period.

### Resident First Year Stipends



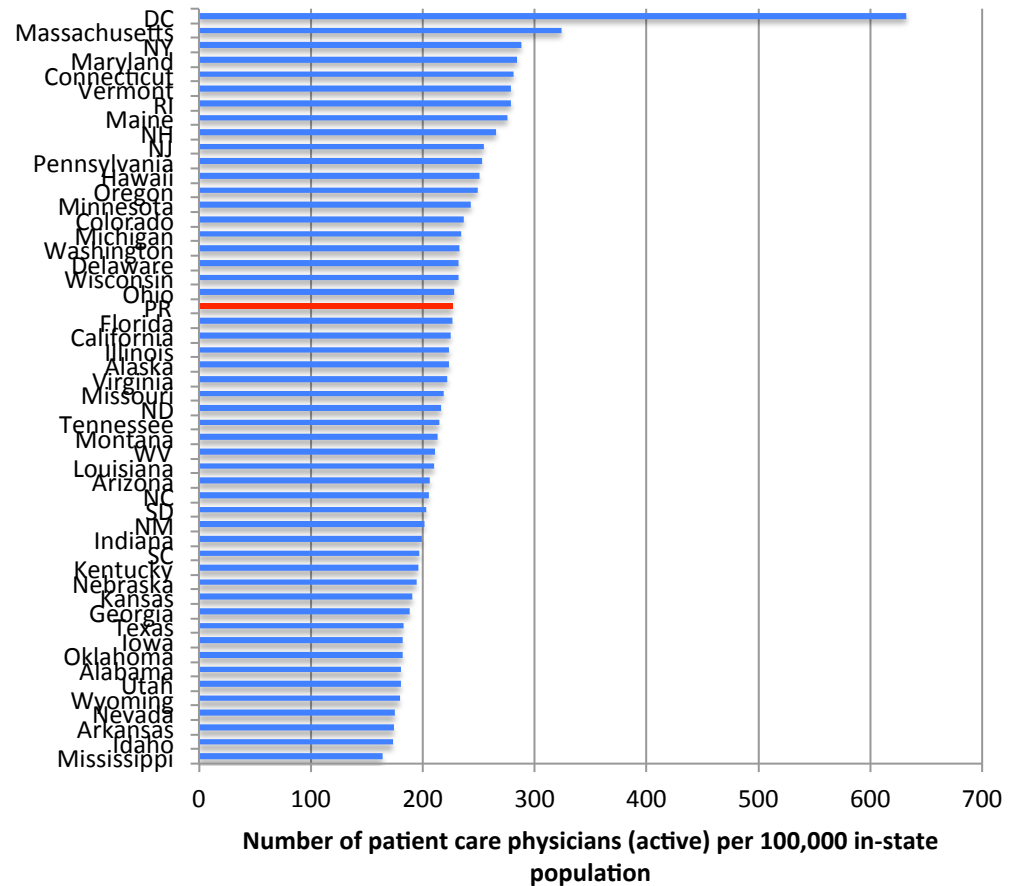
## AAMC Data

2013 STATE PHYSICIAN WORKFORCE DATA BOOK & 2014 RESIDENT STIPEND SURVEY

### Total patient care physicians per 100,000 people

- US Average 94.3 active patient care physicians per 100,000 people
- DC is the largest with 632.1 active patient care physicians
- Mississippi has the least active patient care physicians per 100,000 people at 164.4
- Puerto Rico is 21<sup>st</sup> in the US with 226.6 patient care physicians

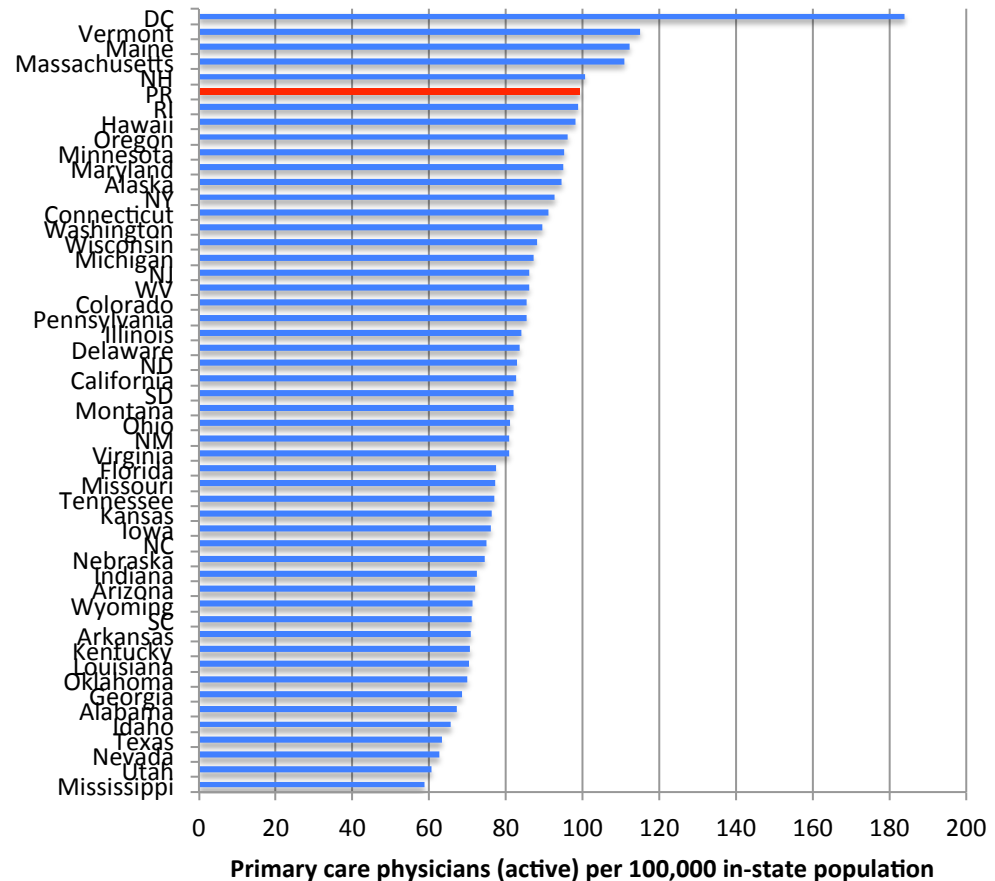
### Number of Active Patient Care Physicians per 100,000 In-State Population



### Total active primary care physicians per 100,000 people

- US Average 84.3 active primary care physicians per 100,000 people
- DC is the largest with 183.9 active primary care physicians
- Mississippi has the least active primary care physicians per 100,000 people at 58.8
- Puerto Rico is 6<sup>th</sup> in the US with 99.3 primary care physicians

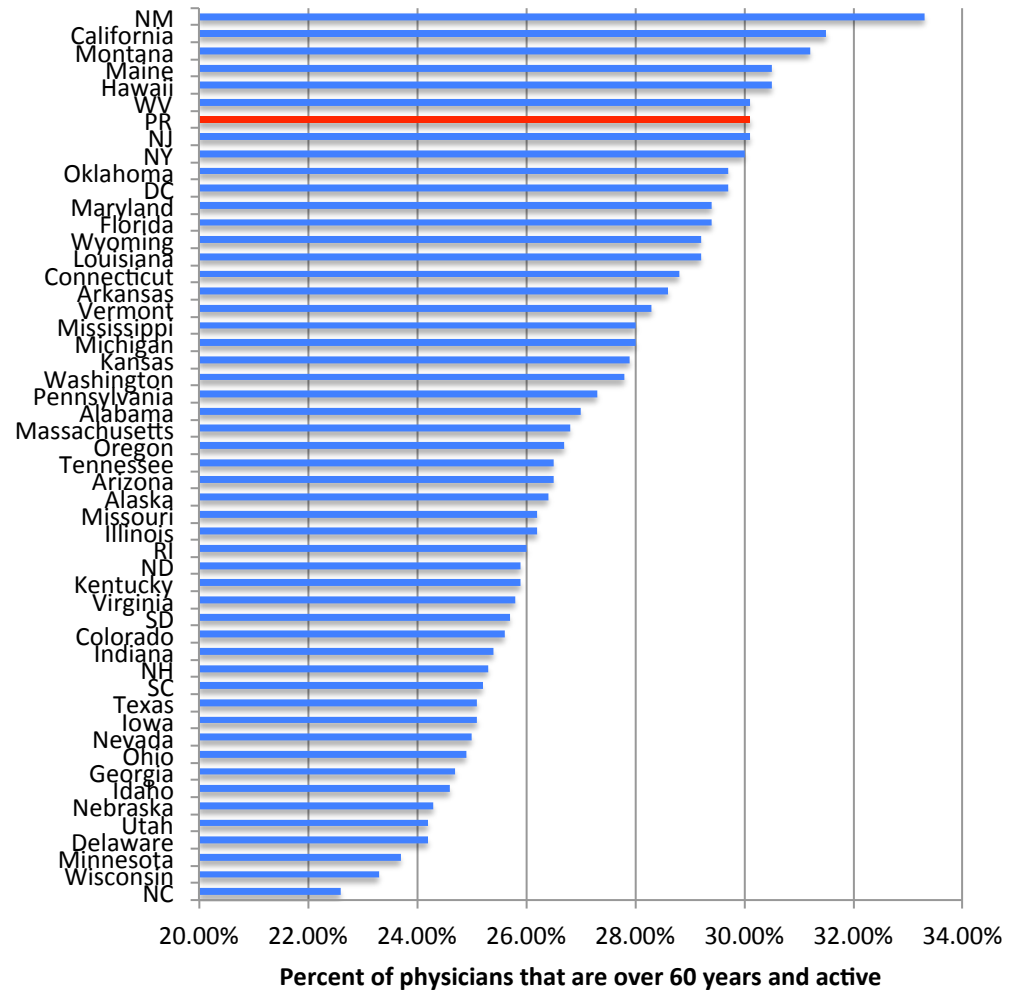
**Number of Active Primary Care Physicians per 100,000 In-State Population**



### Percent of active physicians over the age of 60 years

- US Average is 27.18% of active physicians over the age of 60 years
- New Mexico has the highest with 33.30% of active physicians over the age of 60 years.
- North Carolina has the lowest number of active physicians over the age of 60 years with 22.60%.
- Puerto Rico is 7<sup>th</sup> in the US with 30.10% of its active physicians over the age of 60 years.

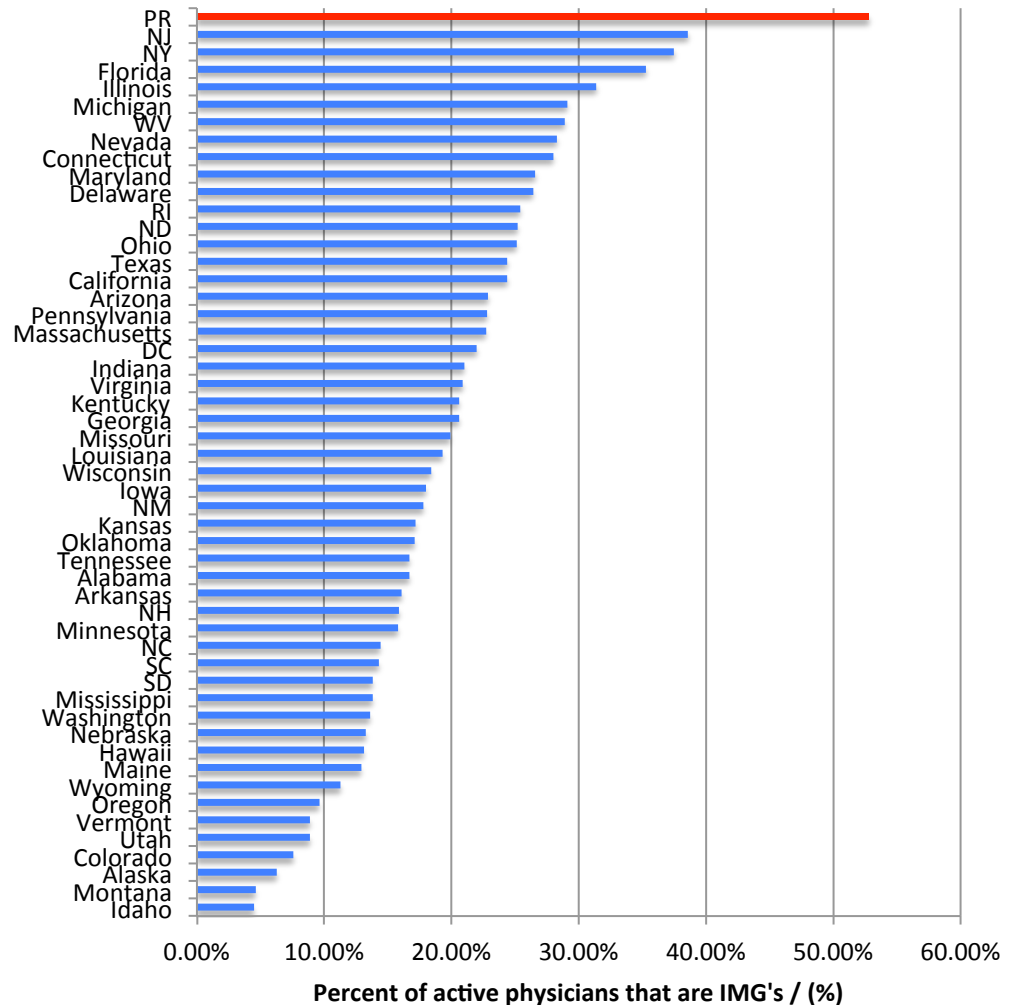
**Percent of Active Physicians Over 60 Years in Age**



### Percent of active physicians that are IMG's

- Puerto Rico has the most active IMG's at 52.80% when compared with the rest of the US.
- The next state, New Jersey, has 38.60% IMG in their active physician work force. This is significantly different when compared with Puerto Rico.
- The average in the US is 20.01% IMG in the State active physician workforce.
- The lowest is 4.50% in Idaho.
- **There are 9,919 active physicians in Puerto Rico of which 5,236 are IMG (52.8%) and 4,683 LCME graduates (47.2%).**

Percent of Active Physicians that are IMG's

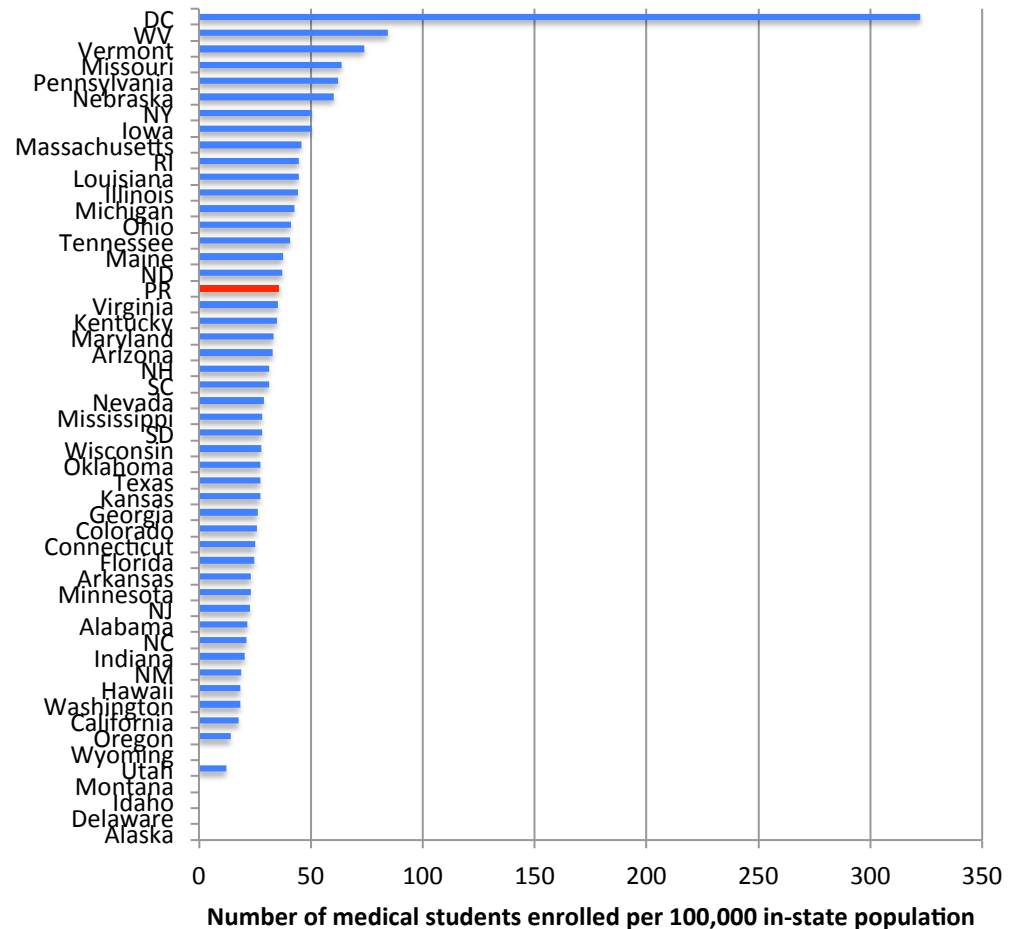




### Number of medical students enrolled per 100,000 in-state population

- The average state has 40.6 students study medicine per 100,000 in-state residents.
- District of Columbia has the most with 322.2 medical students per 100,000 population
- Utah has the least with 12.2 medical students per 100,000 population
- Puerto Rico is 18<sup>th</sup> in the US with 35.7 medical students per 100,000 population.

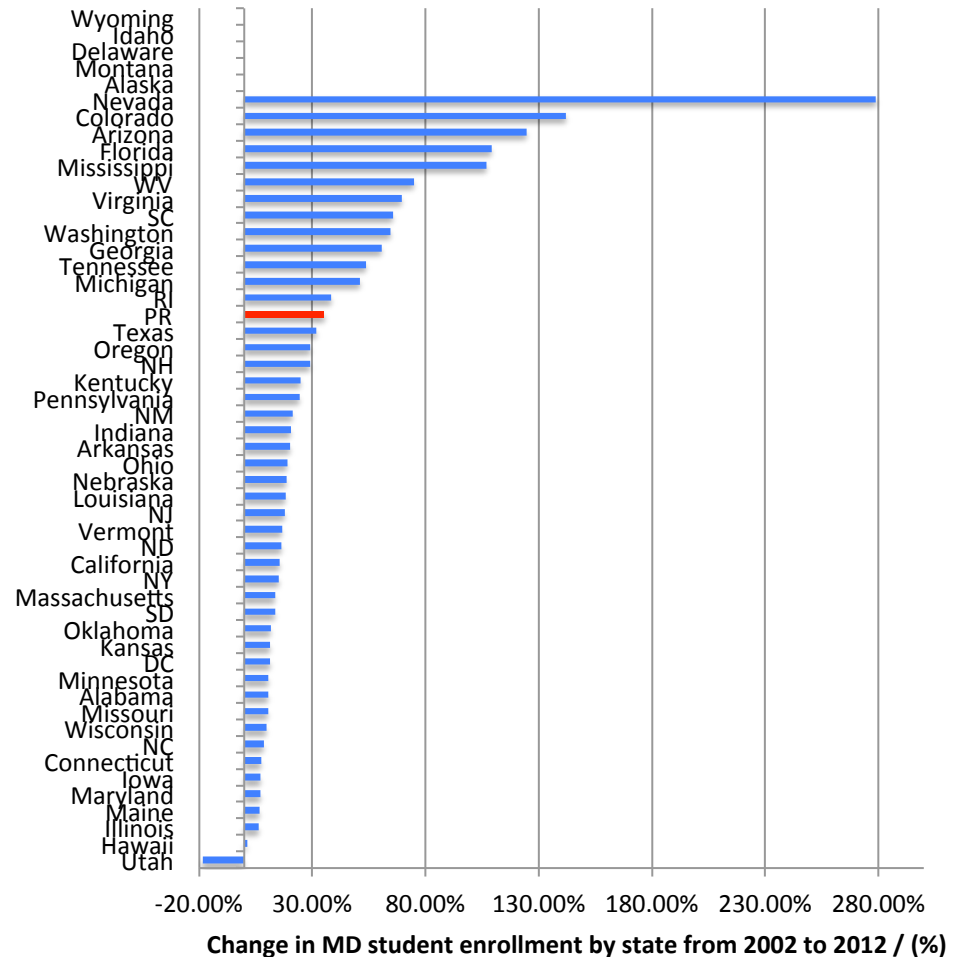
### Number of Medical Students Enrolled per 100,000 In-State Population



### Change in medical student enrollment from 2002 to 2012 as a percent in total numbers

- The US has increased medical school enrollment by 37.14% over the decade.
- Nevada has had the largest increase in medical student enrollment increases from 212 to 803, a 278% increase.
- Utah has had a reduction in medical student enrollment of -18.3% from 428 to 348.
- Puerto Rico is 14<sup>th</sup> in class size increase over this time period increasing seats from 969 to 1,310, a 35.2% increase.

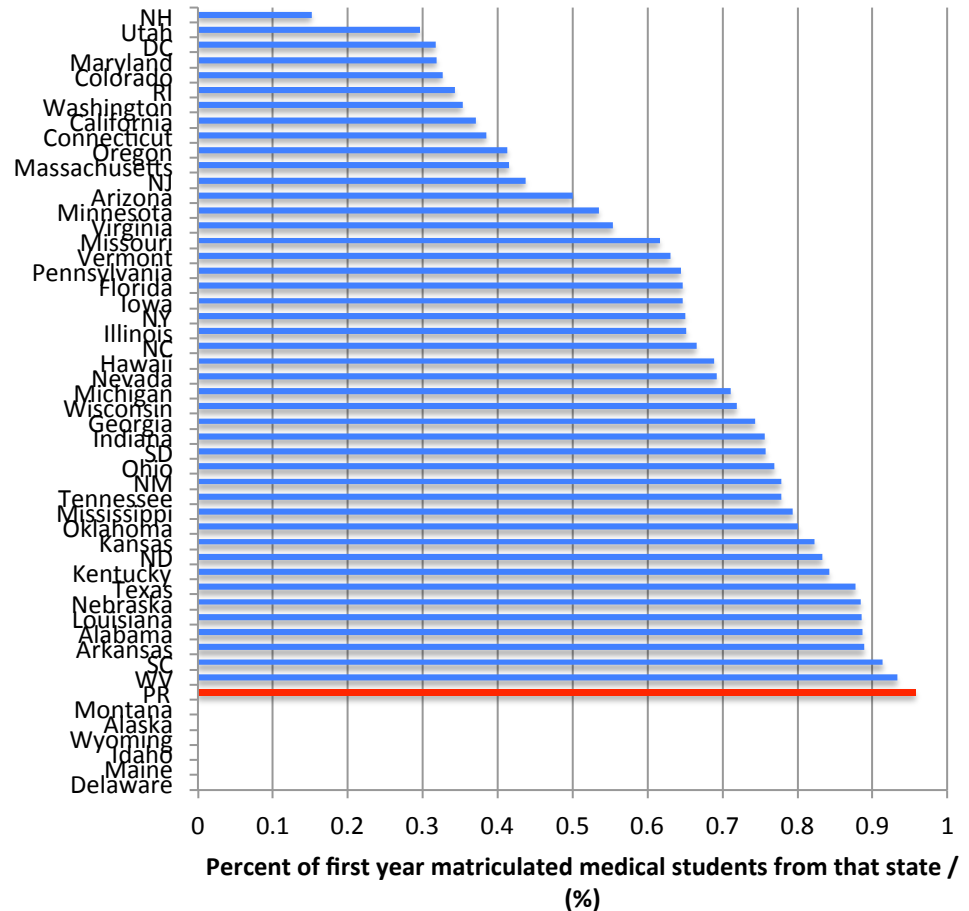
### Change in MD Student Enrollment 2002 to 2012



### Percent of first year matriculated medical students who are from that state

- On average, 64% of matriculated medical students in a state are from that state.
- New Hampshire has the lowest in state student population at 15.2%.
- In Puerto Rico there are 257 students who enroll in medical school (LCME) of which 246 study in Puerto Rico (95.7%)

### Percent of First Year Matriculated Medical Students Who Are From That State

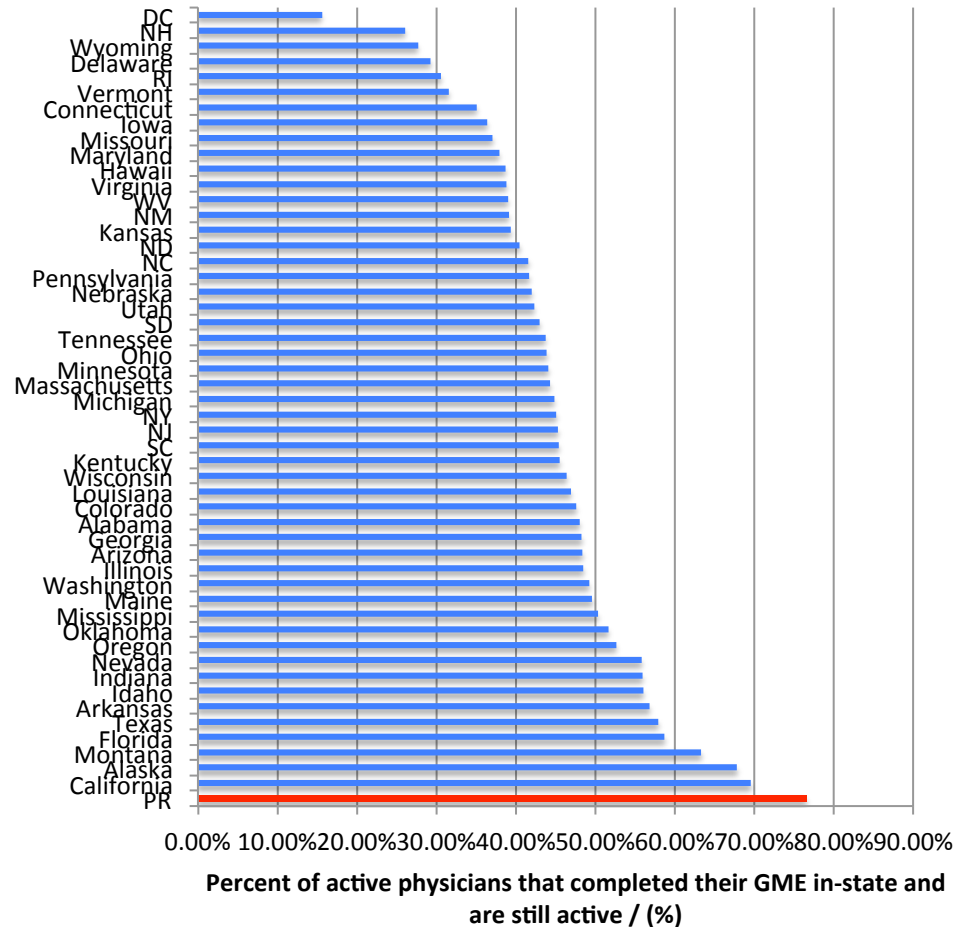


Percent of active physicians who completed their GME in-state and are still active in-state.

Puerto Rico has the largest percent of GME graduates who remain in PR at 76.5%.

The average in the US is for 45.4% of the GME graduates to remain in state.

### Percent of Active Physicians Who Completed GME in-State And Are Active In-State



Results, Observations & Questions

### Results from AAMC Study

1. 54% of active physicians are IMG's.
2. 95.7% of medical students in PR are from PR.
3. Puerto Rico has the largest percent of GME graduates who remain in PR at 76.5%.
4. PR is 6<sup>th</sup> in the number of primary care physicians (93 per 100,000) and is 21<sup>st</sup> in the number of active physicians (226.6 per 100,000)
5. 30.1% of active physicians in PR are over the age of 60 years.

### Observations

1. If most of the medical students that study in PR are from PR why is the percent of IMG's so high.
2. Do most of the GME residents come from outside PR?
3. Why are the graduating medical students leaving PR?
  1. Money?
  2. Experience?
  3. Quality?
4. PR has an ageing problem in their active physician workforce.
5. There appears to be enough active and primary care physicians in PR.

### Questions for PR

- Is PR OK with filling GME slots with IMG's or does society wish these residencies to be filled with LCME graduates?
- Is keeping medical school in PR for PR students "a must" or should there be more diversity?
- Is money the real driving force behind student migration to the US or is it something else?



**Thank You**