



The Puerto Rico Chamber of Commerce
and El Nuevo Día present:



Puerto Rico's Health Care Ecosystem Quality Metrics

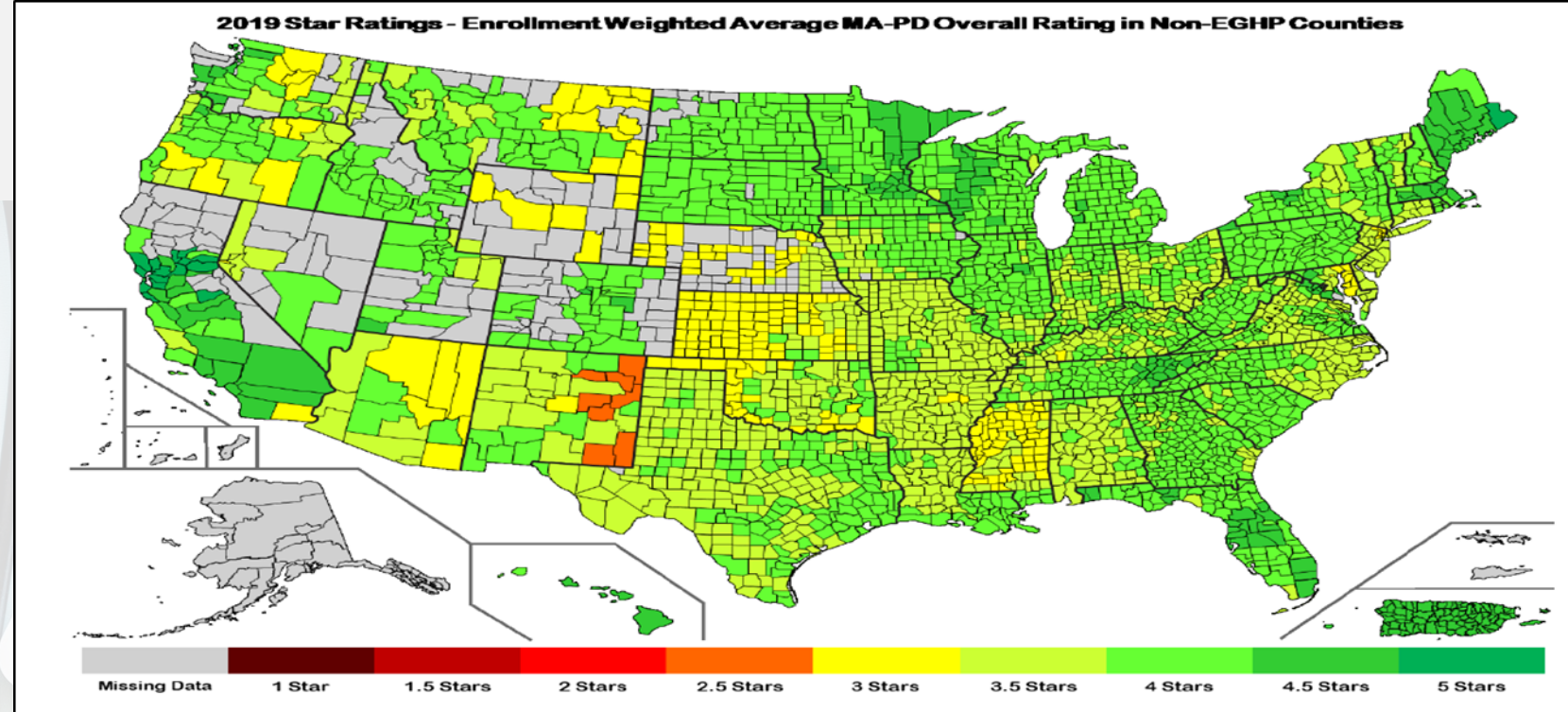
An Example of Alignment

Richard Shinto, M.D.

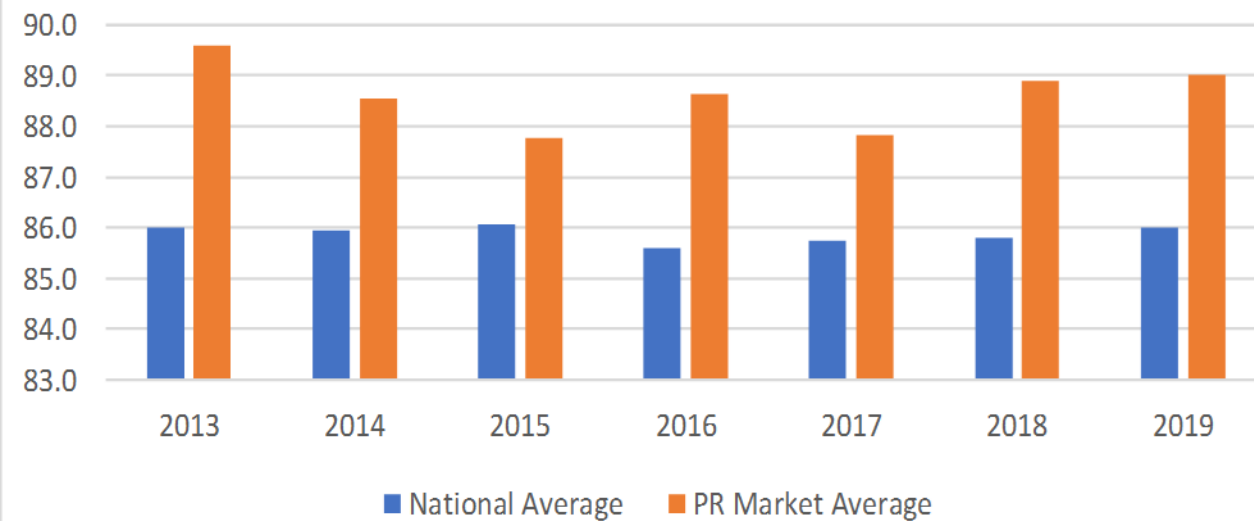
April 5, 2019



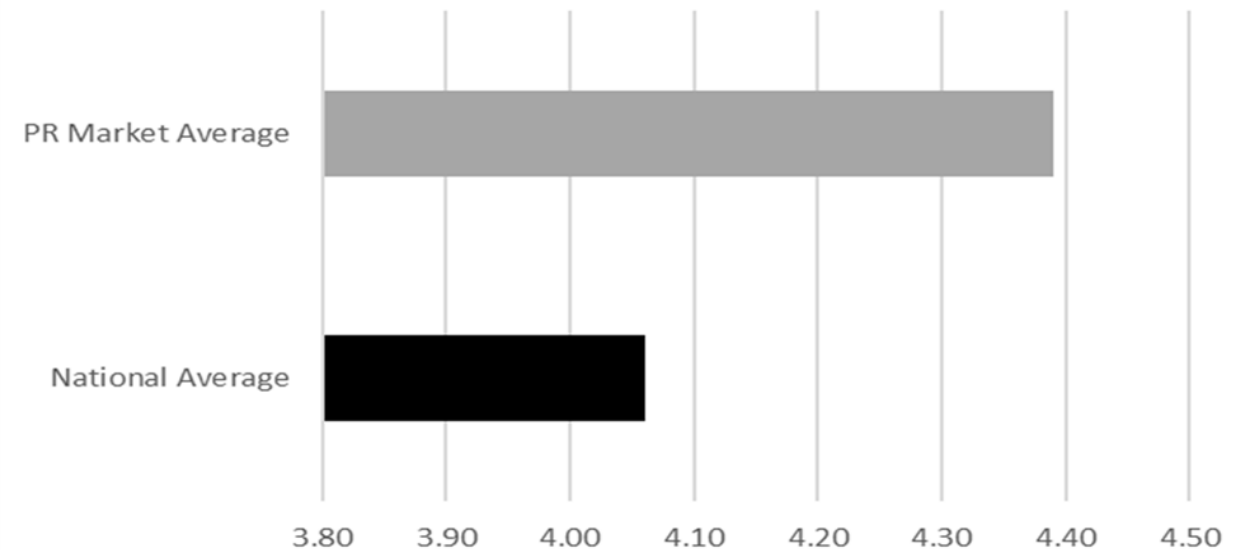
Quality Metrics



Rating of Health Care Quality



Average Star Rating (weighted by enrollment)



Did you know?

- **Per Capita Health Expenditure**
 - U.S. \$10, 739
 - Puerto Rico \$3,300
- **62% of all Puerto Ricans receive Federal Subsidized Healthcare**
- **38% of Puerto Ricans age 65+ live below the poverty level (U.S. is only 8%)**
- **Medicare Advantage**
 - U.S. \$920 pmpm
 - Puerto Rico \$566 pmpm
- **Medicaid**
 - U.S \$478 pmpm
 - Puerto Rico \$170 pmpm
- **Puerto Rico ranks last in Medicaid & MA funding**

Yet, Puerto Rico Performs

- ✓ **95% of all Puerto Ricans are insured. Highest in the U.S.**
- ✓ **>97% of M.A. beneficiaries are in a 4-Star or higher health plan**
- ✓ **Puerto Ricans have a higher life expectancy than the mainland**
- ✓ **Puerto Rico MCO's have significantly higher N.P.S. scores than the Mainland**

How Have We Managed?

➤ Today

- Mature Managed Care Market
- Benefit Design that drives Quality and Better Value
- Health plans create real discipline in Quality, Compliance, Outcomes

➤ Tomorrow

- Innovation based upon “doing more with less”
- Empower the Beneficiaries
 - Telemedicine
 - Technology connecting beneficiaries, caregivers, and providers
- Empower the Provider
 - Transparency with Data
 - Competitive reimbursement based upon quality outcomes
 - Aggressive Alignment between Providers & MCOs
- Social Determinants
 - Transportation to drive improved outcomes
 - Supplemental services to address loneliness, independence, housing, nutrition



Thank You

Follow us:



www.camarapr.org

[#tucamaraenaccion](https://twitter.com/tucamaraenaccion)