

Technology-Led Economic Development in Real Time

Innovation Clusters, Big Data and Living Labs

Dr. Anthony Townsend

Research Director

INSTITUTE FOR THE FUTURE

The Role of Cities in a Global Economy

Cámara de Comercio de Puerto Rico

San Juan, November 28, 2012

TECH ♥ BROOKLYN

And vice versa. The Brooklyn Tech Triangle takes a look at the rapidly growing love affair happening in the new epicenter of the tech industry.

DUMBO
NAVY
YARD
DOWNTOWN
BROOKLYN

TECH'S IMPACT

- ▲ THE TECH TRIANGLE CONSISTS OF THE NAVY YARD, DOWNTOWN BROOKLYN, AND DUMBO
- 523 INNOVATION FIRMS IDENTIFIED IN THE TRIANGLE
- 20% OF FIRMS STARTED IN THE LAST 16 MONTHS
- 48% EXPECT TO AT LEAST DOUBLE IN EMPLOYMENT IN THE NEXT THREE YEARS
- \$3.1B ECONOMIC IMPACT ON THE BROOKLYN ECONOMY

THE PLACE TO BE

> Talent lives in Brooklyn

- ▲ 77.2% OF FIRMS SAY MORE THAN HALF OF EMPLOYEES LIVE IN BROOKLYN
- 61.1% OF FIRMS SAY ALL OF EMPLOYEES LIVE IN BROOKLYN
- ▲ 31.5% OF FIRMS SAY MORE THAN HALF OF EMPLOYEES LIVE IN BROOKLYN
- 41.7% OF FIRMS SAY ALL OF EMPLOYEES LIVE IN BROOKLYN

> Innovation firms want to be in Brooklyn



- ▲ 66.7% RENT
- 58.3% PROXIMITY TO TRANSIT
- ▲ 45.5% NEIGHBORHOOD CHARACTER

> Top reasons firms choose Brooklyn

CONTINUING RAPID GROWTH

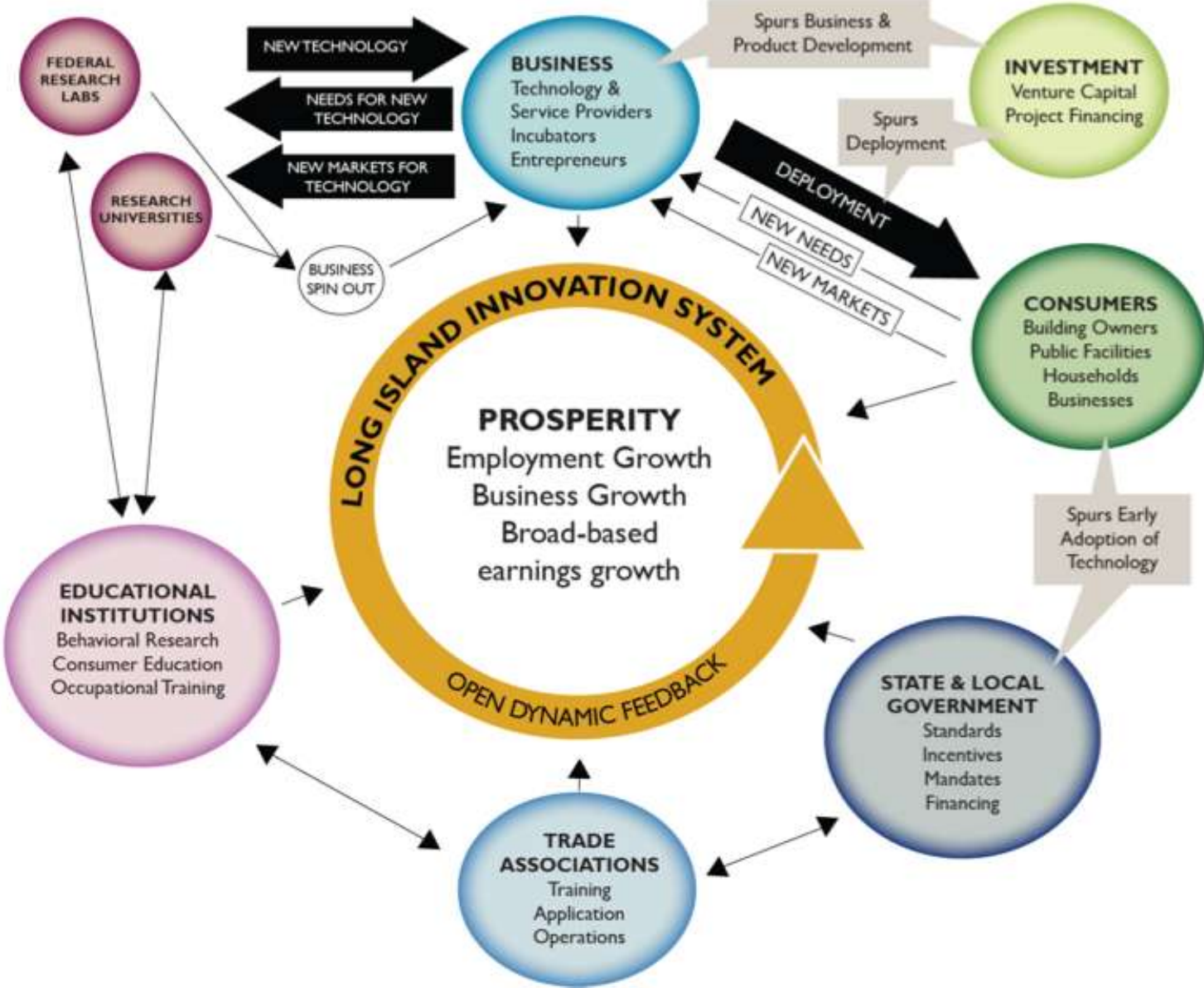
2012	2015	
523	639	FIRMS
1.7M	3.1M	SQUARE FEET OF WORK SPACE
9,628	17,960	EMPLOYEES
23k	43k	ADDITIONAL JOBS SUPPORTED
\$3.1B	\$5.9B	TOTAL ECONOMIC IMPACT OUTPUT

▲ firms in the Triangle ● firms outside of Triangle

Inputs and outputs of innovation clusters

- Inputs
- Federal R&D funding
- Corporate R&D
- Venture capital
- Science and engineering PhDs
- Outputs
- Patents
- Licensing revenue
- New business formation
- Employment growth
- Household income
- Productivity growth
- Quality of life

ASSETS AND DYNAMICS OF A REGIONAL INNOVATION SYSTEM



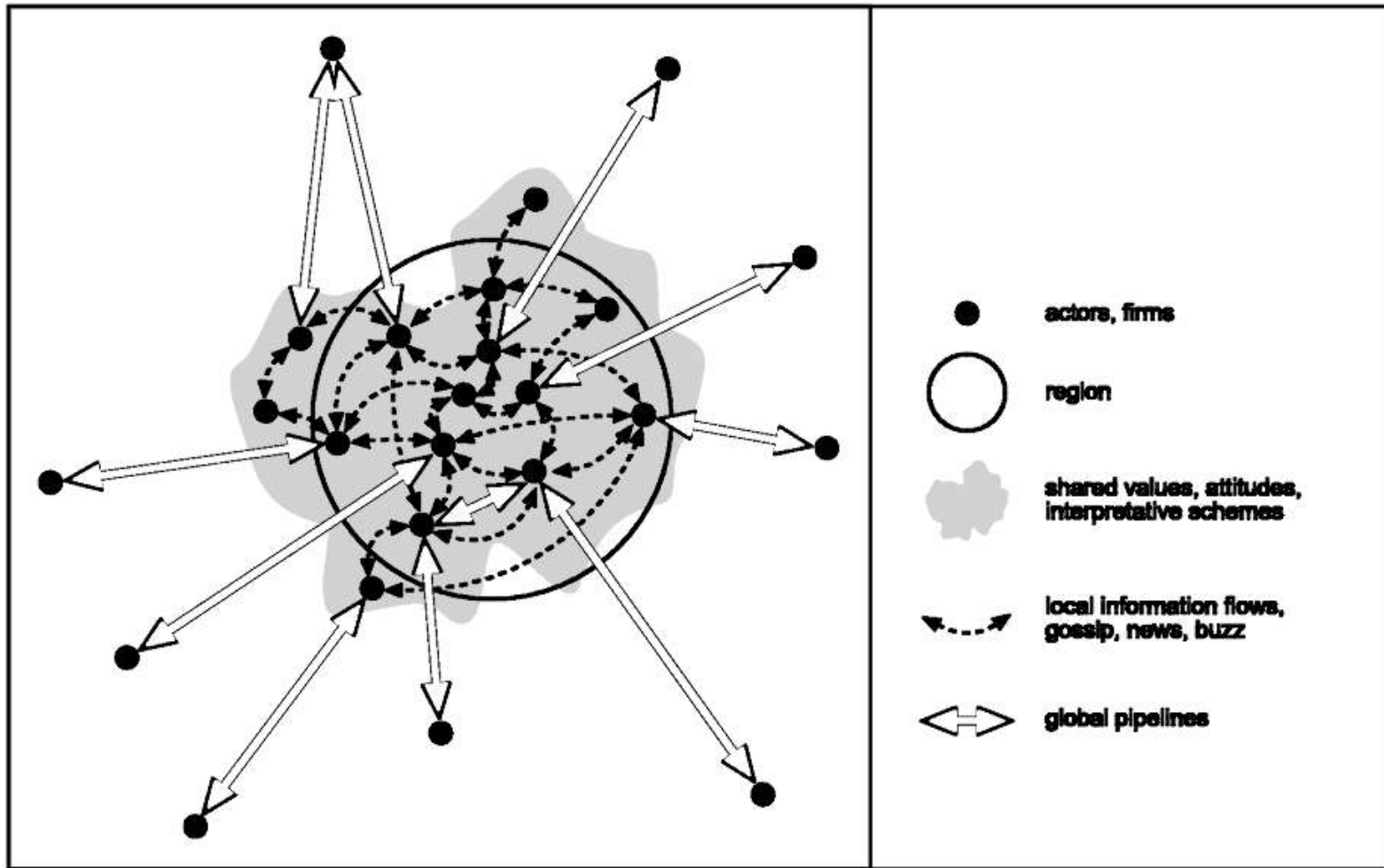
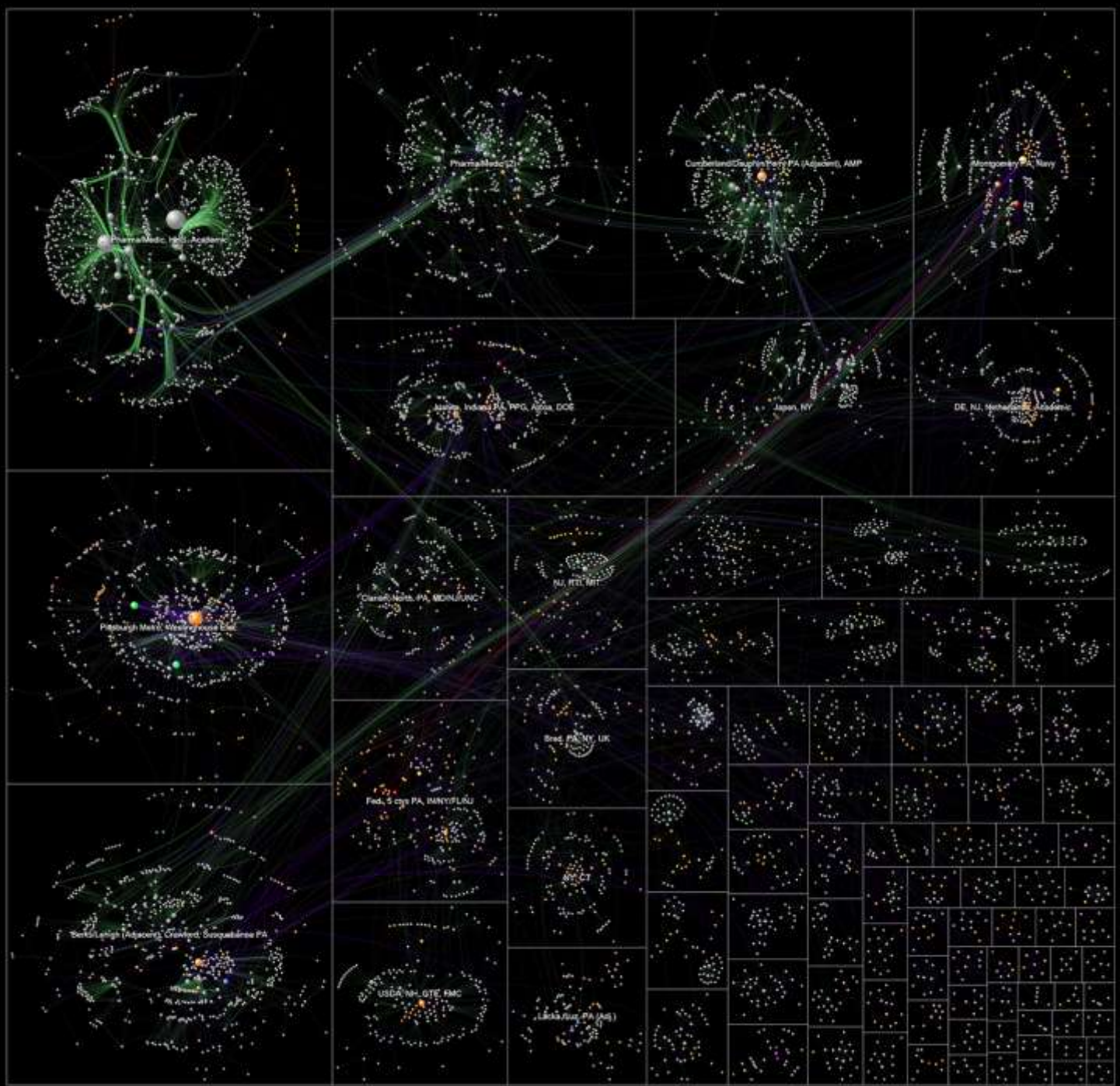


Figure 1 The structure and dynamics of local buzz and global pipelines

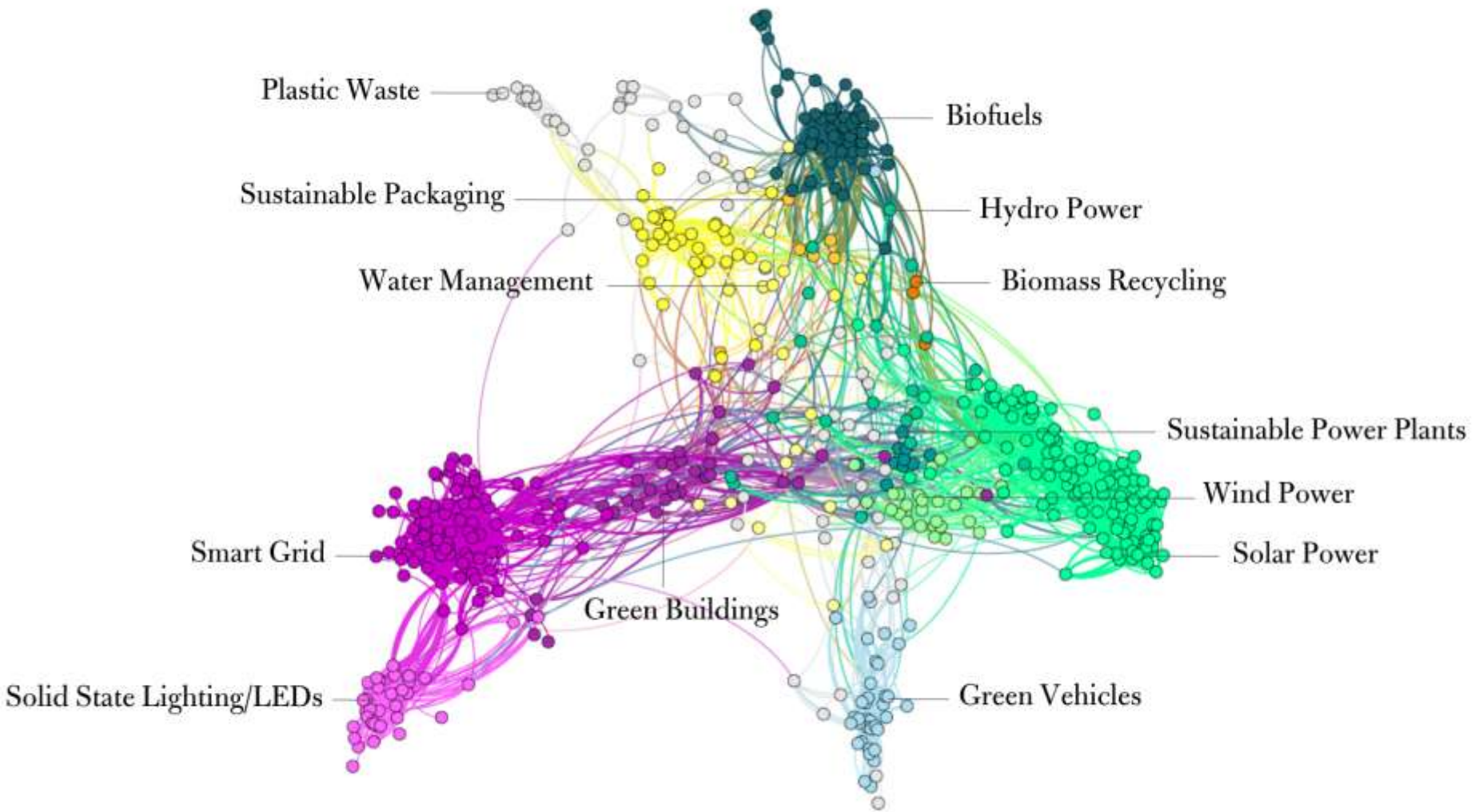
proximity and collaboration in biomedical research

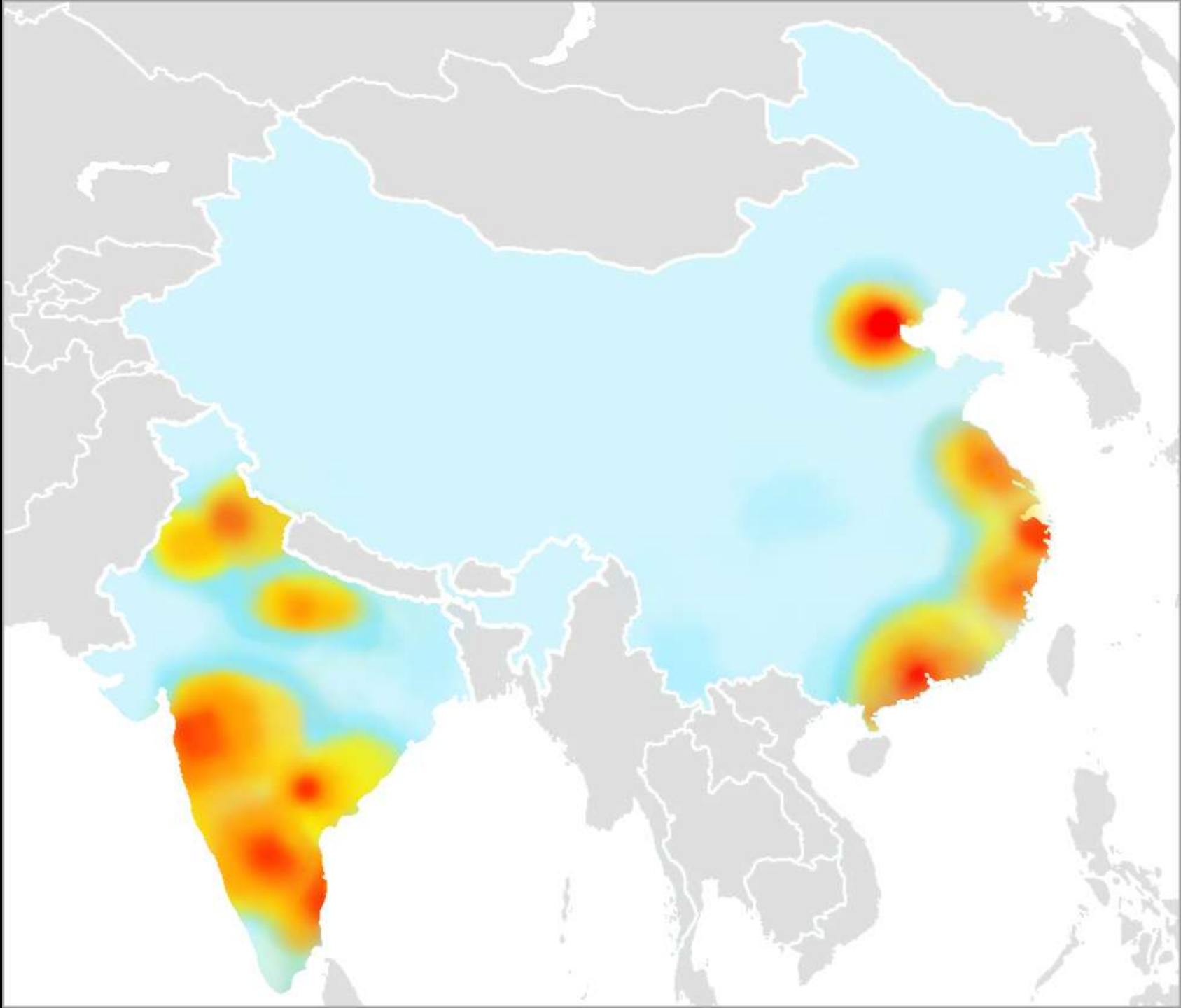






Edge Properties		Vertex Properties	
0	135	1	312
Value	Opacity	Degree	Size





using social network data exhaust
to map urban economic clusters

FASHION
density

5th Avenue and 57th Area
West Village Area
Soho



foursquare®

Kickstarter Stats

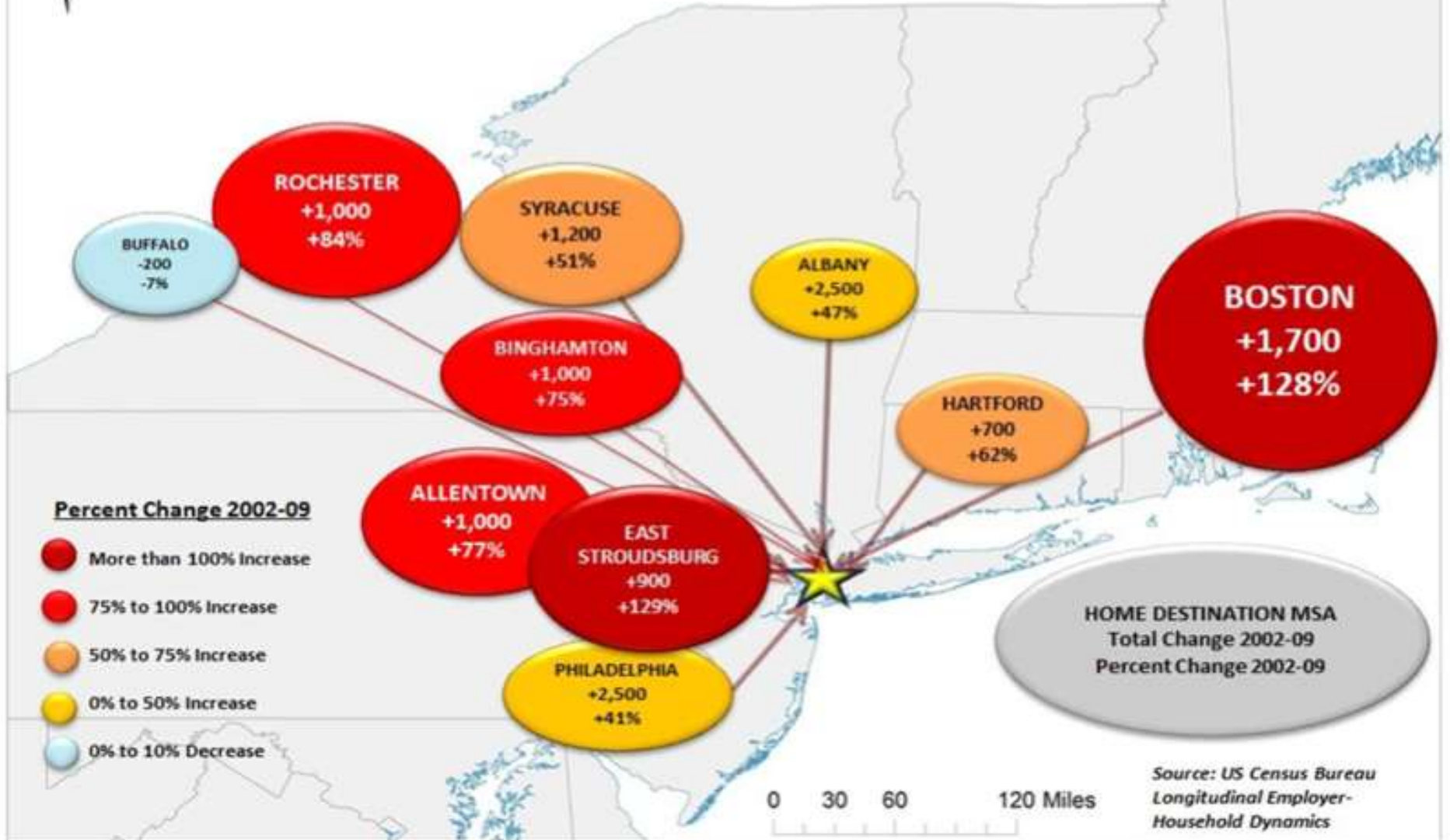


This page is updated at least once a day with the raw data behind Kickstarter. Metrics include funding success rates, dollars pledged, and trends of successfully and unsuccessfully funded projects. Statistics are available for the site overall as well as each of the 13 project categories. Check out [our blog](#) for more on Kickstarter's data.

Projects and Dollars

Category	Launched Projects	Total Dollars	Successful Dollars	Unsuccessful Dollars	Live Dollars	Live Projects	Success Rate
All	78,020	\$417 M	\$359 M	\$45 M	\$14 M	3,393	43.77%
Film & Video	21,571	\$97.51 M	\$80.57 M	\$14.45 M	\$2.49 M	700	39.39%
Games	3,595	\$77.90 M	\$69.21 M	\$5.52 M	\$3.17 M	285	34.32%
Music	18,151	\$59.39 M	\$52.82 M	\$4.83 M	\$1.74 M	727	54.18%
Design	2,826	\$58.62 M	\$51.24 M	\$5.66 M	\$1.72 M	195	37.32%
Technology	1,567	\$32.83 M	\$28.78 M	\$2.55 M	\$1.50 M	75	32.44%
Publishing	8,743	\$20.09 M	\$16.10 M	\$3.21 M	\$777.62 K	447	31.23%
Art	7,145	\$17.89 M	\$15.09 M	\$2.36 M	\$439.10 K	285	48.60%

Percent Change in Manhattan Super-Commuters by MSA of Residence, 2002-09



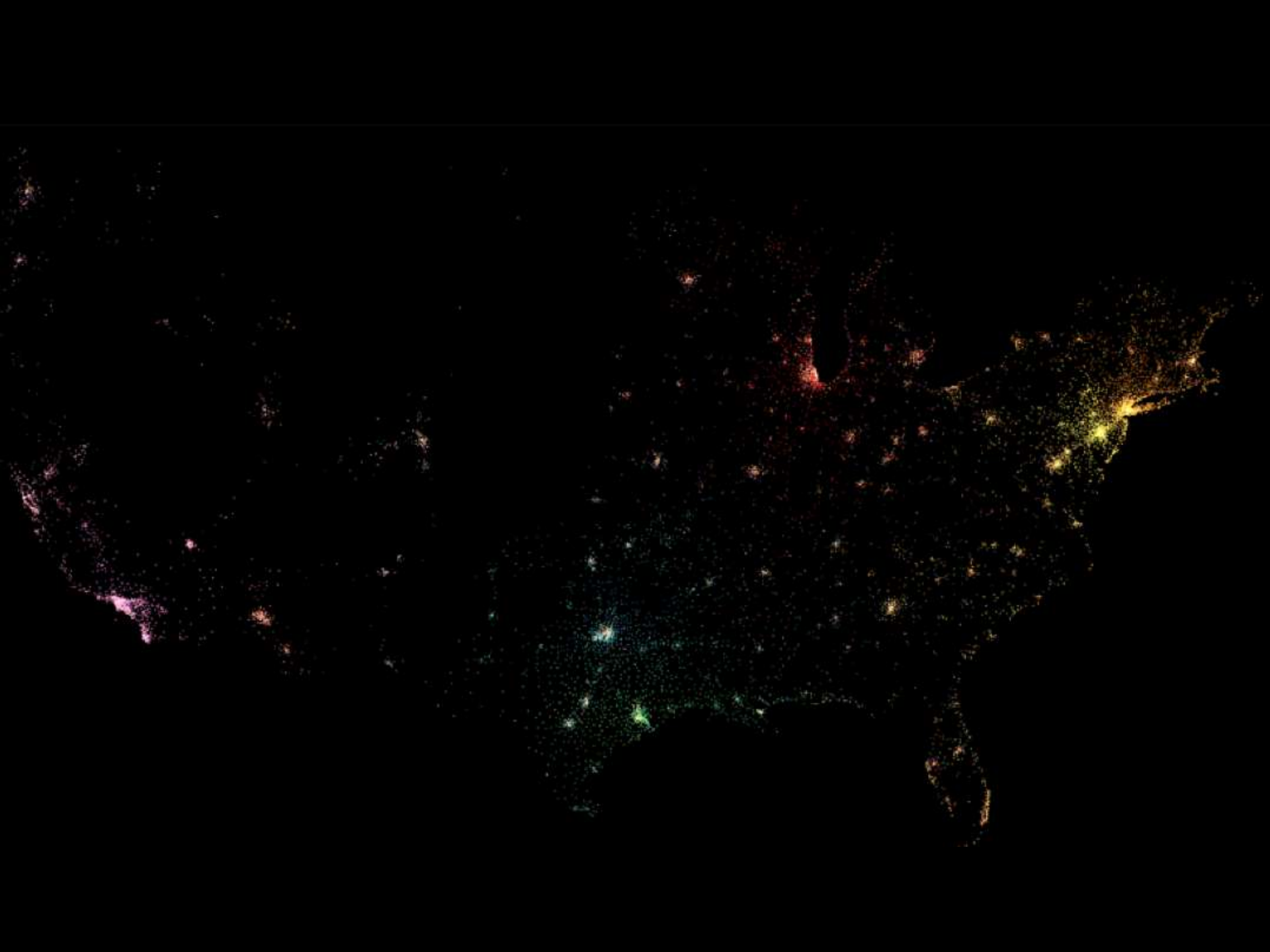
Percent Change 2002-09

- More than 100% Increase
- 75% to 100% Increase
- 50% to 75% Increase
- 0% to 50% Increase
- 0% to 10% Decrease

HOME DESTINATION MSA
Total Change 2002-09
Percent Change 2002-09

0 30 60 120 Miles

Source: US Census Bureau
Longitudinal Employer-Household Dynamics



HOW'S THE RED LINE?

**NORTHBOUND
TO ALEWIFE**

Average wait time: 0 minutes
Trains in service: 8

**SOUTHBOUND
TO ASHMONT/BRAINTREE**

Average wait time: 0 minutes
Trains in service: 12



How F*cked is the T?
on Facebook

Like 1,741

Created by [Joey Brunelle](#), a.k.a. [Goose Rock Design](#). Thank you, [MBTA](#), for the data!
Aren't the T photos awesome? Thank [Chris Devers](#), [autisticspycho](#) & [this guy](#).
[NSFW Version](#) PS - [DC Metro](#), it's your turn.

I really don't want to have to put ads on here.
Would you consider pitching in a few bucks?



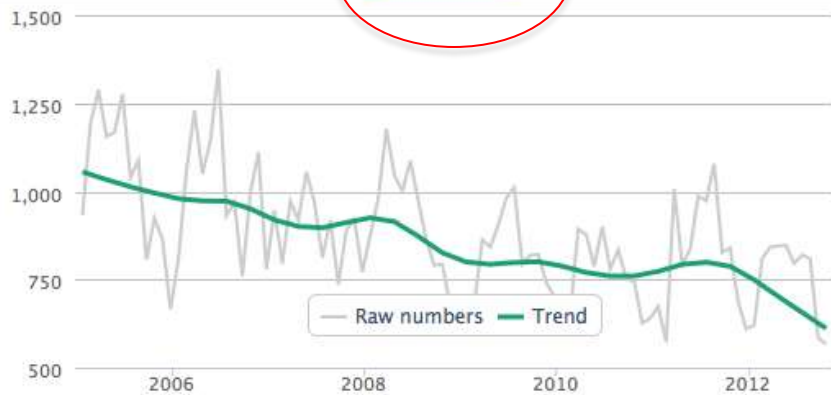
http://howsbusinesschicago.org

[Home](#) [About](#)

How's Business? A look at the Chicago economy, based on open data

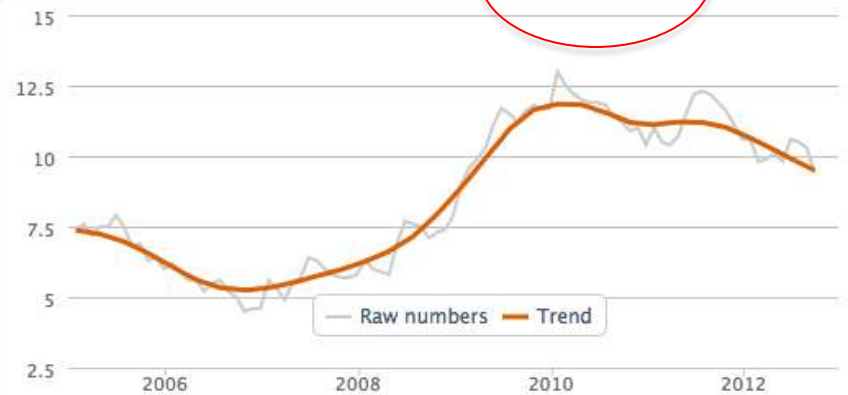
New Business Licenses More info

Source: [City of Chicago](#) | Trend: **Been better**



Unemployment More info

Source: [Bureau of Labor Statistics](#) | Trend: **Turning around**



Building Permits (New Construction) More info

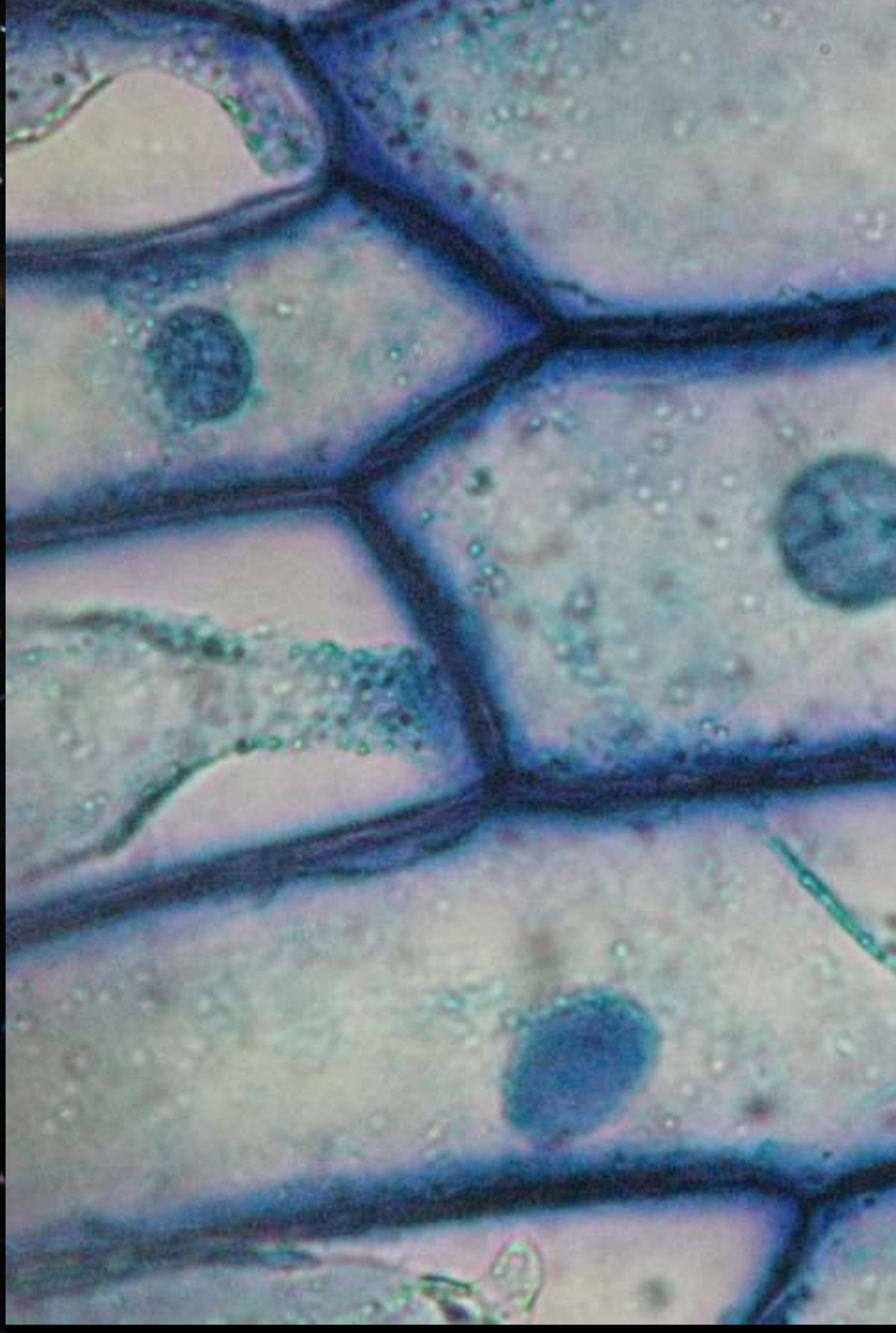

Source: [City of Chicago](#) | Trend: **Been better**



Housing Foreclosures More info

Source: [Woodstock Institute](#) | Trend: **Not looking good**





Center for Urban Science and Progress NEW YORK UNIVERSITY



New York's Big Data "Local Buzz"

Networks of Data-driven Business and Innovation

"data is the new plastic" -John Borthwick, BetaWorks

"data startups are becoming the next "layer" of the NYC tech scene — the way content and advertising startups were the foundational layer of "Silicon Alley" from 1995 to 2005." -Matt Turck, Bloomberg Ventures

- Companies: Google, Microsoft Research New York City
- Investors: IA Ventures (only VC firm in the country that has an exclusive focus on data as an investment thesis), Union Square Ventures (NYUPoly board member Fred Wilson), RTP Ventures
- Major Events: Strata, Structure:Data, Data Gotham
- Meetups: NYC Data Business, Data Drinks, NYC Predictive Analytics, NYC Machine Learning, New York Open Statistical Programming Meetup, Open Analytics NYC, NYC Hadoop Users Group, NY Graph Meetup, DUMBO Tech Breakfast
- Hubs: General Assembly, NYC Resistor (Brooklyn)
- Open Source Projects and NGOs: MongoDB (created by local startup 10Gen), Public Laboratory, Datakind: Using Data in the Service of Humanity
- Startups: Opera Solutions, Sense Networks, Foursquare, Bitly, SocialFlow, Kno.des, Visual Revenue, Dataminr, NextBigSound, Numberfire, Sailthru, Collective[i], Custora, PlaceIQ, YieldBot, Mediamath, m6d, 33across, Clickable, Buddy Media, 1010Data, FluidInfo, CrowdControl, Mortar Data, Datadog

Technology-Led Economic Development in Real-Time

Innovation Clusters, Big Data and Living Labs

Dr. Anthony Townsend

Research Director | INSTITUTE FOR THE FUTURE

The Role of Cities in a Global Economy

Cámara de Comercio de Puerto Rico

San Juan, November 28, 2012